



Middle elementary

grades 3-4



Growing up into Christ

EPHESIANS 4:15

Genesis to Revelation

G2R BIBLE SURVEY

YOUNGER MIDDLE

GRADES 1 2 3	2 3 4 5	4 5 6 7
Classroom Teaching <ul style="list-style-type: none"> Bible story taught by teacher 	Classroom Teaching <ul style="list-style-type: none"> A balance of Bible story teaching and interactive discovery 	Classroom Teaching <ul style="list-style-type: none"> Discovery through direct examination of God's Word, Q&A, discussion
In-Class Papers <ul style="list-style-type: none"> <i>At Home</i> done in class to apply and reinforce Bible story 	In-Class Papers <ul style="list-style-type: none"> <i>In Class</i> paper directs teachers and students to discover and apply Bible truths 	In-Class Papers <ul style="list-style-type: none"> <i>Inquire</i> paper guides students to explore God's Word, discover and apply biblical truths
Take-Home Papers <ul style="list-style-type: none"> <i>At Home</i> a family link to the lesson; includes <i>Family Focus</i> section with lesson highlights 	Take-Home Papers <ul style="list-style-type: none"> <i>At Home</i> includes interesting and fun activities to reinforce Bible truths Sized to fit in Bible 	Take-Home Papers <ul style="list-style-type: none"> <i>G2R</i> is designed for use at home to reinforce Bible truths
Bible Devotions <ul style="list-style-type: none"> Family Bible readings in <i>At Home</i> paper 	Bible Devotions <ul style="list-style-type: none"> <i>Daily Soul Food</i> in <i>At Home</i> paper promotes personal Bible study and prayer Incentives to complete and return to class 	Bible Devotions <ul style="list-style-type: none"> <i>Devo</i> is a Bible-sized insert for regular Scripture reading and prayer time Incentives to complete and return to class
Memory Work <ul style="list-style-type: none"> 6–8 verses per quarter <i>First Catechism</i> Q&A when relevant to lesson 	Memory Work <ul style="list-style-type: none"> <i>MVP cards (Memory Verse Partners)</i>: students to keep one for review and give the other away to a friend or family member 	Memory Work <ul style="list-style-type: none"> Meditating section develops memorization and application skills Memorize whole passage relating to study theme
Visual Aids <ul style="list-style-type: none"> Larger teaching visual aids for each lesson Quarterly posters 	Visual Aids <ul style="list-style-type: none"> Larger teaching visual aids Quarterly posters 	Visual Aids <ul style="list-style-type: none"> Visual aids connect stories and emphasize biblical, chronological order
Student Activities <ul style="list-style-type: none"> Additional hands-on student activities and coloring sheets 	Student Activities <ul style="list-style-type: none"> A variety of activities and group projects to apply Bible truths 	Student Activities <ul style="list-style-type: none"> Bible study skills emphasized on deeper level

Show Me
Jesus—the
heart of the
curriculum



Lesson Four

We Honor God's Name



Growing as a Teacher

Scripture

Daniel 6
Matthew 6:9–10

Bible Truth

Daniel was faithful in prayer, and God preserved Daniel's life and the honor of God's holy name.

Lesson Focus

To learn from Daniel's example and to worship God faithfully in our prayers.



Memory Work

Shout for joy to the LORD,
all the earth. Worship the
LORD with gladness; come
before him with joyful songs.
PSALM 100:1–2

When we pray, we are talking to God our heavenly Father. Prayer is an integral part of our covenant relationship with God. In Christ, he has reached out in saving love and now invites us, his adopted children, to draw close to him in prayer, giving us the right to call him “Abba, Father” (Galatians 4:6).

Last week we learned that Jesus gave us a model prayer, teaching us to pray like him. We are, first and foremost, to address God as our Father in heaven, knowing that we can depend on him, his love and his sovereign will.

This week you will teach your learners the first three things for which we pray in the Lord's Prayer. *First Catechism* Q/A 115, 117 and 119 explain the meaning of these first parts of the Lord's Prayer.

And how do we offer our prayer to God? We come in the name of Jesus, who, by his sacrifice for our sin, has opened the way to God. Now we can go before our heavenly Father with confidence, “so that we may receive mercy and find grace to help us in our time of need” (Hebrews 4:16b).

Daniel certainly knew what it meant to go before the Lord in trust and obedience. The Spirit of the Lord had filled Daniel's heart with worship, and even among his enemies

Prayer is an integral part of our covenant relationship with God.

Daniel did not hide his faith and hope in the God of Israel. When everyone was told to pray to King Darius for 30 days, Daniel steadfastly continued his daily habit of praying to the Lord. Thus, by his own decree, the king was forced to punish Daniel for his disobedience, and Daniel was thrown into a den of lions.

However, God in his grace preserved his faithful servant's life for the honor of God's holy name. He protected Daniel in the midst of certain death, and Daniel emerged from the animal pit unharmed. God's favor was clearly on his servant, and Daniel's trust in his faithful God turned the king's attention to the Lord. Darius issued a new decree—one telling everyone to “fear and reverence the God of Daniel” (Daniel 6:26)—and the name of the Lord was lifted up throughout the land.

In all circumstances, Daniel was intentional and faithful in prayer, trusting in the name of the Lord. May we be steadfast also, praying to our Father in heaven in the name of Christ, entering his presence with glad hearts and with prayers of worship and thanksgiving.

*Spiritual
nourishment and
Bible background
of historical facts,
biographical details,
and theological
truths for the
teacher's growth*


*Overview of
lesson content in
a sidebar at the
beginning of
each lesson*

Fall Quarter • Lesson Four • 35


Suggested
time
allotments

Checklist
for required
and optional
supplies

Step-by-step
summary for the
five sections
of each lesson



Visual aids and
student activities
organized for
ease of use



Songbook
with all the songs
for a full year
included in the
Fall Teacher's Kit
(CD sold separately)

Practical tips
to enhance
teaching skills

Lesson Four at a Glance

Steps	Minutes	Activities	Supplies <small>Complete list, p. 11</small>
1 <i>Welcome</i>	5–10	<ul style="list-style-type: none"> 3 Sing “All People That on Earth Do Dwell” or “Shout to the Lord” (Songbook, pp. 9–10). 4 	<ul style="list-style-type: none"> ○ Worship Songbook** ○ <i>Optional:</i> children’s Bible dictionary
2 <i>Bible Time</i>	20	Learn the meaning of the first three petitions of the Lord’s Prayer. Read together the story of Daniel’s faithfulness in prayer and trust in his faithful God.	<ul style="list-style-type: none"> ○ <i>In Class 4**</i> ○ Bibles ○ TA 3b Lord’s Prayer*
3 <i>Explore and Apply</i>	10–15	Talk about worshipping God through prayer, and do an activity.	<ul style="list-style-type: none"> ○ <i>In Class 4**</i> ○ Pencils
4 <i>Memory Work</i>	5	Memorize Psalm 100:1–2. Do a memory verse group exercise.	<ul style="list-style-type: none"> ○ TA 1b Memory Work* ○ Psalm 100:1–2 MVP cards**
5 <i>Final Focus</i>	5–10	Go through part of the worship bulletin. Pray together.	<ul style="list-style-type: none"> ○ Worship Bulletin** ○ <i>At Home 4**</i>
Total time: 45–60 minutes			

*Middle Elementary Teaching Aids Pack

**Middle Elementary Student Activities Pack

Order CD from Great Commission Publications at 800-695-3387 or www.gcp.org.

3 “All People That on Earth Do Dwell”
Middle Elementary Vol. 1 CD

4 “Shout to the Lord”
Middle Elementary Vol. 1 CD

Middle Elementary Vol. 1 Songbook
All the songs for this quarter and the entire year are in the Songbook (included in the Fall Teacher’s Kit).

Teaching Tip
When introducing a song, take time to read through each verse and explain difficult words or concepts. If you are not sure yourself, look them up in a Bible dictionary.

Practical Preparation

Check the **Supplies** column above and set aside what you need for the lesson. Your students will learn a new song (based on Psalm 100) in the **Welcome** step. Select either song mentioned in **Welcome** and go over it so you are ready to teach it. Use the *Middle Elementary Vol. 1 CD* in class to help yourself and the students learn the song. If you would like to use **Link to Lesson 3** as a transition to **Bible Time**, you will need to cut out small circles of construction paper and bring markers to class.

In the first part of **Bible Time**, you will focus on the first three petitions in the Lord’s Prayer. In the second part, you will read together the story of Daniel’s faithfulness. The story is found on pages 38–39 in the manual and inside *In Class 4*.

In **Memory Work**, students will learn Psalm 100:1–2. Have on hand a pair of Psalm 100:1–2 MVP cards for each class member. Students will keep one card to help them review during the week and will give away the second card.

How-to
instructions
designed for
easy and
time-efficient
preparation



A **Worship Songbook** for each student to use throughout the Fall quarter and to take home in Lesson 13

An optional activity provided for early arrivals or extra lesson idea

1 Welcome

5-10 minutes

Have the **Worship Bulletins** handy and be ready to lead the class. At the table, have everyone open their Bibles to **Psalm 100**. Help them find the book of Psalms by directing them to the table of contents in the front of their Bibles. When they have found the page number for the book of Psalms, show them how to find their way to Psalm 100.

Read Psalm 100 aloud to the students while they follow along in their Bibles. **Ask** What words in the psalm tell us that this is a song to the Lord? (*Shout for joy to the LORD. . . . Come before him with joyful songs.*) What words in the psalm tell us that this is a song of praise? (*Enter his gates with thanksgiving and his courts with praise; give thanks to him and praise his name.*) **Say** We will begin memorizing Psalm 100 later in the lesson. Now we will sing a song of praise to God based on this wonderful psalm. Hand out **Worship Songbooks**.

There are two songs in the **Worship Songbook** rooted in Psalm 100. Decide ahead of time which one you will teach the class. "All People That on Earth Do Dwell" is sung to a tune called *Old Hundredth* and was written by the Scotsman William Kethe. Be sure to highlight the hymn story included in the **Worship Songbook**. The second song, "Shout to the Lord," is in a contemporary style and the music is by Andrew Wanjau of Nairobi Chapel in Kenya, Africa. If this is your selection, read together the story found on page 11.

It would be helpful to have the *Middle Elementary Vol. 1* CD and a CD player in your classroom. Listening to the song will help you learn it, and when your students hear the words and music together—and follow along in their **Songbooks**—they will catch on quickly. Or provide musical accompaniment such as piano or keyboard.

At the end of the singing time, set aside the **Songbooks** and say **Yes, the Lord is faithful and good to his children. This makes us want to praise him. Psalm 100 says that the whole world should burst forth in praise to the Lord because of all he has done.**



Activity Option

Set out several student Bible dictionaries. Have your learners look up *Daniel, ballowed, kingdom, petition* and *trust*. When these words come up in the lesson, students may take turns telling the class what the words mean or reading the definitions aloud.



3 "All People That on Earth Do Dwell" **Songbook, p. 9**

4 "Shout to the Lord" **Songbook, p. 10**

Songs with words students understand selected to reflect lesson themes; great hymns of the faith included as well as choruses and teaching songs

CD track reference for your convenience
(CD sold separately)

Link to Lesson 3



Your students are learning *whom* they pray to and *what* they pray for. Cut out small circles from construction paper. Hand them out with markers for drawing. Have the students draw pictures of or write what they need to pray for. Students may keep the circles as prayer reminders, tack them to the bulletin board for classroom prayer, or give them to you (if it is a confidential request).


An optional activity to help students review previous week's lesson

2 Bible Time

20 minutes

Gather by **TA 3b The Lord's Prayer** poster. **Say** Last week we began talking about prayer. We discovered that prayer is one of the ways by which we worship God. Jesus gave us a pattern to help us know how to pray. **Ask** What do we call that prayer? (*the Lord's Prayer*) **Point** to the poster of the **Lord's Prayer**. What are the words of the preface? (*"Our Father which art in heaven"*) What do they tell us? (*They tell us to whom we pray.*)

Ask whether any students have memorized *First Catechism* questions about the **Lord's Prayer**. Hand out **In Class 4** and go over the *First*



In Class papers to reinforce what students are learning in class and to keep lesson interactive

Bible Time is the heart of every lesson. Each Bible story faithfully relates God's redemptive purpose through history in age-appropriate ways, with varying interactive discovery methods to accommodate different learning styles.

Picture of each teaching aid in the sidebar identified by lesson number in the corner

First Catechism questions and answers introduced as they relate to the lesson



Sold Separately



You may order *First Catechism* from Great Commission Publications at 800-695-3387 or www.gcp.org.

Active student participation using In Class papers or their own Bibles to discover and discuss Bible truths



Colorful, biblically accurate visual aids often included in student paper

Daniel

Daniel, the godly Hebrew, was taken captive to the court of Babylon when he was just a boy. Known for his strong character and wisdom, Daniel was trained over the years to become an administrator in Babylon's extensive empire. By the time of the lions' den event, Daniel, in his 80s, was a high official in the Medo-Persian Empire.



Helpful Bible information to enhance the teacher's understanding of the biblical context

Catechism introduction, which explains what the word *petition* means. **Explain that** There are six petitions or requests in the Lord's Prayer, and today we will study the first three. The questions and answers listed put in plain words what each of the three petitions means. Read and discuss each one with the students:

- 115 Q. *What does it mean to pray, "Hallowed be thy name"?*
 A. We are asking God to help us and others to respect and honor him.
- 117 Q. *What does it mean to pray, "Thy kingdom come"?*
 A. We are asking God to bring more and more people to hear, believe and obey his gospel.
- 119 Q. *What does it mean to pray, "Thy will be done in earth, as it is in heaven"?*
 A. We are asking God to make us able and willing to serve him on earth just as he is served in heaven.

Say Today we are going to hear about a man named Daniel who knew how important it was to pray to God every single day. Have students open *In Class 4* to the Bible story based on Daniel 6 and Matthew 6:9–10. Begin reading the Bible story aloud as the class follows along in *In Class 4*, then ask students to volunteer to read different parts to complete the story.

Daniel was a very wise and godly man, and he had a very important job in the king's empire. He was in charge of many people and had a lot of important things to do and decisions to make. King Darius the Mede was so pleased with Daniel that he decided to put him over the whole kingdom.

When the other leaders and officials heard the king's plan, they became jealous of Daniel. "We have to find a way to get rid of Daniel," they said. "He is becoming more important and powerful than the rest of us."

But they could not find anything wrong with the way Daniel did his work or the way he treated people. "I know," said one of the leaders, "maybe we can get Daniel to disobey the king." So the leaders thought up a clever plan to harm Daniel.

They went before the king and said, "O king, we have all agreed that you should make an important new law. We want to honor you, so please agree to a ruling that says that no one may pray to any god or man except you for 30 days. Anyone who disobeys shall be thrown into the lions' den."

The king happily put the law in writing. Soon, all the people in the kingdom heard about it and did as the law said. They certainly did not want to disobey the king!

Of course, Daniel knew about the new law as well. But there was nothing that would make Daniel stop worshiping God.

Three times each day Daniel went to his upper room, which had windows that opened toward Jerusalem. And just as he always did, Daniel got down on his knees and prayed, giving thanks to God.

Daniel's enemies gathered to catch Daniel praying to God. When they saw him in the window, they ran off to the king and told him

Students enjoy and remember what they do as well as what they hear

that Daniel had broken the new law. King Darius was very sorry that Daniel had to be punished, but there was nothing he could do to save Daniel.

So Daniel was thrown into the den of lions. The king said, “Daniel, may your God whom you serve rescue you.” Then a big stone was placed in front of the den’s entrance and the king returned to his palace.

That night, the king could not eat or sleep because he was so upset over what had happened to Daniel. Early the next morning, Darius raced to the place where the lions were kept. “O Daniel,” he called out, “has your God rescued you from the lions?”

“My God sent his angel to shut the mouths of the lions,” Daniel replied. “My God knew my heart. He knew that I had done nothing wrong and he protected me from harm.”

Darius was thrilled that Daniel was alive and gave orders for Daniel to be lifted out of the pit. Then the king ordered that those leaders who had made up the wicked plan should be punished, and he had them thrown to the lions. Then the king declared to everyone, “In every part of my kingdom, all people must honor and reverence the God of Daniel, for he is the living God. Daniel’s God saves and rescues, and his kingdom will last forever.”

Daniel lived for many more years. He continued to worship the Lord in prayer, serving him faithfully.

Explanations to the teacher in regular type

Things the teacher says to the children in bold type

3 Explore and Apply 10-15 minutes

Now the students have an opportunity to discover five things about prayer and how it applies to them individually. Have them work in pairs and compare their answers in *I Can Worship God through Prayer* on the back page of *In Class 4*. When the students are finished, go over the answers together.


To conclude this step, remind the children that Just as Daniel prayed every day, we can pray to our heavenly Father whenever we want to. And how do we offer our prayer to God? We come in the name of Jesus, who died for our sins and has made a way for us to come into the presence of our holy, loving God.

It is also important to remember that Daniel had been praying to God three times a day for a long time. He didn’t start praying like this when the king made the law. It’s important for you, too, to pray and read God’s Word every day to help you face all of life’s challenges. *Daily Soul Food* in your *At Home* papers each week will help you study God’s Word.



Answers: Prayer, things (I) need, willing, hears, Jesus


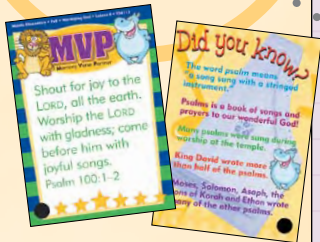
In Class papers also used to explore and apply Bible truths



Answers provided for the teacher in sidebars when needed

All memory work found on one large, colorful poster

MVP (Memory Verse Partners) cards for each student to review memory work—one to keep and one to give to a friend or family member



Psalm 100:1-2 MVP cards



In Fall quarter, a Worship Bulletin for each student to learn the elements of worship; taken home at the end of the quarter



Activities to reinforce the central Bible truth in the weekly At Home paper



Things to send home

- In Class 4
- At Home 4
- Psalm 100:1-2 MVP cards

Daily Soul Food in At Home paper emphasized to begin personal devotions and to teach Bible study and reading skills; incentives such as small prizes given to students to bring back completed Daily Soul Food

4 Memory Work

5 minutes

Direct the students' attention to **TA 1b Memory Work poster**. Say **You are going to begin learning a whole psalm. Psalm 100 is a wonderful song of praise.** Point to the words as you say the first two verses of the psalm with the class.

Give each student a pair of **Psalm 100:1-2 MVP cards**. *Remind them that MVP stands for **Memory Verse Partner**.* Keep one card to learn and practice the memory verse, and give the other card to a "partner"—someone who will help you learn the verse, perhaps learning it too. Or you can give the card to someone who is just beginning to find out about God and his Word.

If you have time, divide the class into pairs. Say **One of you will say the first phrase of verse 1 ("Shout for joy . . .") and the other will repeat it. Do the same thing for each phrase until you have completed the verses. Then the one repeating the phrases will say the verses phrase by phrase and the first student will repeat each phrase.** Finish by saying the verses all together as a class once again.

5 Final Focus

5-10 minutes

Give each student a copy of the **Worship Bulletin** and the **Worship Songbook**. Say **Last week we learned that there are many parts to the worship service of our church each Sunday morning, and we are beginning to learn what they are. Each week in Sunday school we are going to do a part of our bulletin. Soon we will be able to follow along and do everything in the bulletin as we worship God.**

Guide your students through the **Call to Worship**. Then direct them in singing the **Hymn of Praise**, and work through the first two verses of the **Psalter Reading**. At this point, collect the **Worship Bulletins** and put them away.

Close in prayer, thanking the Lord for the example of Daniel, who prayed with courage and faithfulness. Thank the Lord for each student and ask God to teach each one to grow in trusting Jesus and to be faithful in prayer. Conclude your prayer in the name of Jesus.

Hand out **At Home 4** papers. Go through the activities and encourage students to use the **Daily Soul Food** to write down their requests during the week. Encourage them to pray and read God's Word every day. In addition to **At Home 4**, make sure students have **In Class 4** and **Psalm 100:1-2 MVP cards**. Remind them to bring **At Home 4** back to class if they complete it. Give out small prizes to students who brought a completed or partially completed **At Home 3** (or even **At Home 1** or **At Home 2**).

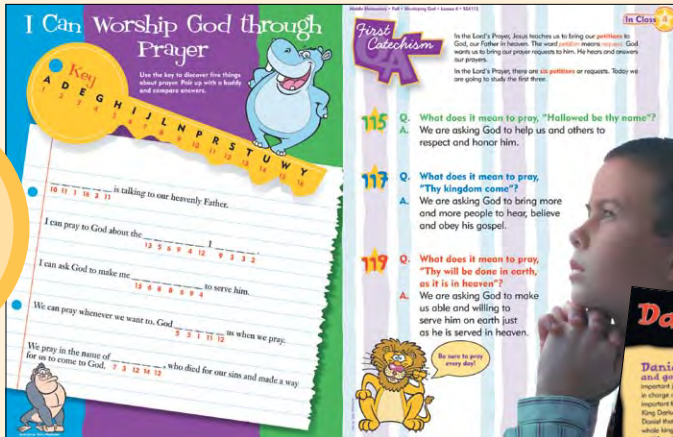
Checklist to make sure the children leave with all materials

Reinforcement of Bible truths with a variety of closing activities, including praying and singing

Teach Bible truths with...

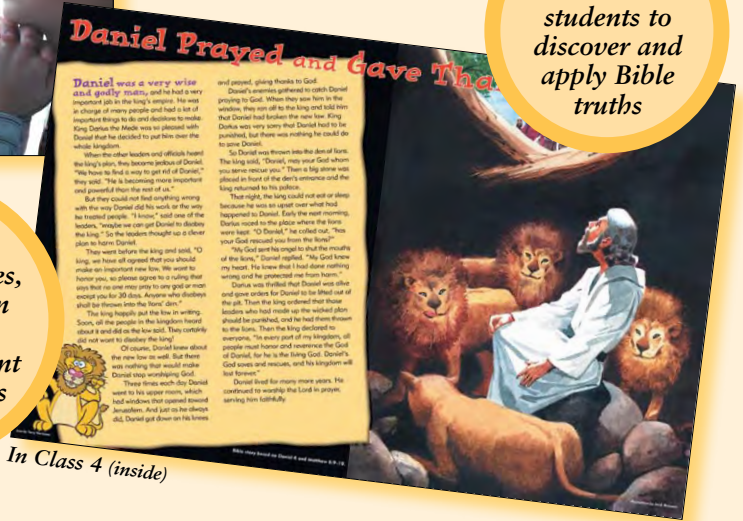
IN CLASS PAPERS

Interactive learning throughout each part of the lesson




In Class 4 (outside)

Directs teachers and students to discover and apply Bible truths




In Class 4 (inside)

A variety of exercises, stories, and discussion questions to address different learning styles



Additional In Class Papers

TEACHING VISUAL AIDS



Teaching Aid 2



Teaching Aid 3a Poster

MEMORY WORK CARDS




MVP (Memory Verse Partners) cards

Capture their attention with...

AT HOME PAPERS

Fun activities, stories, and brain teasers to reinforce what the students learned in Sunday school

A one-minute overview of each lesson's Scripture, Bible Truth, and Lesson Focus




At Home 4 (outside)

Sized to fit in students' Bibles (8.5" x 5.5")




At Home 4 (inside)

NEW! Daily Soul Food section to teach beginning skills of how to read and study the Bible personally and think about how it applies to their lives




Additional At Home Papers (Daily Soul Food section shown)

SONGS THAT TEACH



Year 1 Songbook and CD



Year 2 Songbook and CD

Praise the Lord in song!



(Songbooks included in Fall Teacher's Kit; CDs sold separately)

SAMPLE MASTER PLAN: *An entire quarter at a glance*

Master Plan • Middle Elementary • Fall • *Worshiping God*

UNIT 1: Why Do We Worship?

UNIT 2: We Worship through Prayer

UNIT 3: We Worship God Together

Lesson Number and Title	Bible Truth	Lesson Focus	Memory Work
1 We Worship a Holy God	God told the Israelites to build a tabernacle for worshipping him and to sacrifice animals over and over to cover their sins. Christ was the perfect and final sacrifice for sin, so after he came there was no longer a need to sacrifice animals. (Hebrews 9; Exodus 25, 35–40)	To understand that we can worship God only if we belong to him, trusting in his Son, Jesus, who died on the cross for our sins.	“God is spirit, and his worshippers must worship in spirit and in truth.” John 4:24
2 We Worship the God of Glory	At the dedication of the temple in Jerusalem, God revealed himself in a cloud of glory. (2 Chronicles 3, 5, 7)	To learn that God has shown us how wonderful he is and that he gives his children faith to respond to him with love and praise.	Ascribe to the LORD the glory due his name; worship the LORD in the splendor of his holiness. Psalm 29:2
3 We Pray to God Our Father	God tells us how to worship him, and one of the ways we worship him is through prayer. In the Lord’s Prayer, Jesus gives us the pattern for prayer. (Matthew 14, 6; Luke 11)	To know that God wants us to worship him in prayer and to learn to pray like Jesus did.	REVIEW: John 4:24 Psalm 29:2
4 We Honor God’s Name	Daniel was faithful in prayer, and God preserved Daniel’s life and the honor of God’s holy name. (Daniel 6; Matthew 6)	To learn from Daniel’s example and to worship God faithfully in our prayers.	Shout for joy to the LORD, all the earth. Worship the LORD with gladness; come before him with joyful songs. Psalm 100:1–2
5 We Bring Our Needs to God	With a heart of trust and worship, Hannah brought her deepest needs to the Lord, and he answered her prayers according to his will. (1 Samuel 1, 2; Matthew 6)	To worship God by bringing our needs to him, trusting him to provide.	REVIEW: Psalm 100:1–2
6 We Pray for Forgiveness	Stephen was able to pray for his enemies’ forgiveness because he had experienced God’s forgiveness and mercy, and because he was full of God’s grace and power. (Acts 6, 7)	To worship God by thanking him for forgiving us and to pray for his help to forgive others.	Know that the LORD is God. It is he who made us, and we are his; we are his people, the sheep of his pasture. Psalm 100:3
7 We Sing God’s Praises	The Psalms or Psalter is a book of praise and prayer to guide us in our worship and provide help and comfort. (Psalms 95, 142, 150)	To sing songs of praise and worship to God and go to him for help and comfort.	REVIEW: John 4:24 Psalm 29:2 Psalm 100:1–3
8 We Listen to God’s Word	God communicates to his people through his Word. Thus, the reading and preaching of God’s Word is central to true worship. (2 Chronicles 34, 35)	To be attentive to the reading and teaching of God’s Word, learning to love it and do what it says.	Enter his gates with thanksgiving and his courts with praise; give thanks to him and praise his name. Psalm 100:4
9 We Worship by Giving	God’s people honored and worshiped him by giving their gifts, time and abilities to build the tabernacle exactly as he commanded. (Exodus 35, 36, 40)	To know that we worship God when we willingly bring our gifts to him.	REVIEW: Psalm 100:4
10 We Confess Our Faith	Jesus taught his disciples that their faith in him was a gift of God. (Matthew 16)	To know that we worship God when we confess our faith in Jesus, and that our faith in him is a gift of God.	For the LORD is good and his love endures forever; his faithfulness continues through all generations. Psalm 100:5
11 We Thank God for Baptism	When the jailer and his family believed in the Lord Jesus, they were baptized. (Acts 16)	To know that Jesus commands us to be baptized, and to thank God for making our hearts clean from sin through believing in Jesus.	REVIEW: Psalm 100
12 We Celebrate the Lord’s Supper	The Lord’s Supper is a sacrament given by the Lord Jesus to help us remember his sacrifice and death on the cross for the sins of his people. It is a sign and seal of God’s covenant with his own, and a means of grace. (Mark 14; 1 Corinthians 11)	To understand why the Lord Jesus gave his people the Lord’s Supper.	REVIEW: John 4:24 Psalm 29:2 Psalm 100
13 We Receive God’s Blessing	The benediction is the Lord’s blessing on his people as they go out from the worship service to serve him in the world. (Numbers 6)	To understand the meaning of the benediction and thank God for his words of blessing to us.	“The LORD bless you and keep you; the LORD make his face shine upon you and be gracious to you; the LORD turn his face toward you and give you peace.” Numbers 6:24–26

Permission granted to photocopy this page for parents.

Middle elementary

2-year Scope and Sequence

year 1

Fall

Worshiping God SS4111
The joys and duties of worship

Winter

Listening to Jesus SS4121
The teachings of Jesus from the Gospels

Spring

Telling Others SS4131
Stories from Acts

Summer

Trusting God SS4141
Finding out the greatness and goodness of the heavenly Father

year 2

God's Grace in the Law SS4211
Applying the Ten Commandments—a study in Exodus

God's Design for Worship SS4221
God's regulations and practices for worship—a study in Leviticus

God's Growing Church SS4231
The spread of God's earthly kingdom—a study in Acts

God's Servants SS4241
Stories of little-known people in the Old and New Testaments

Music for Middle elementary



CDs contain recordings of children's voices and instrumental arrangements to accompany curriculum and use at home.

	volume 1	volume 2
CD	SS4156	SS4256
Songbook	SS4155	SS4255
CD Combo (CD & Songbook)	SS4157	SS4257



Pilgrim's Progress Curriculum

- 13 lessons for ages 6 to 12
- Fully illustrated storybook
- Dramatic reading, music
- Activity papers *and more!*

FREE SAMPLES

www.childrenspilgrimsprogress.org



Kids' Quest Catechism Club Elementary (grades 1–6)

Students memorize 150 questions and answers that outline the essentials of the faith. (36 lessons)

Order today!

800-695-3387 or www.gcp.org



GREAT COMMISSION PUBLICATIONS

3640 Windsor Park Drive
Suwanee, GA 30024-3897